



**CHHATRAPATI SHAHU JI MAHARAJ UNIVERSITY**  
(Formerly Kanpur University, Kanpur)  
Kanpur UP – 208024

---

**A report on**  
**IT Integration and reforms in the examination**  
**procedures and processes**  
**2020 – 21**

**Under Caption 2.5.3**  
**In**

**Criteria – II**  
**Teaching, Learning & Evaluation**



**for**  
**The Fulfilment**  
**of**  
**Annual Quality Assurance Report (AQAR)**  
**2020 – 21**

**National Accreditation and Assessment Council**  
**(NAAC)**

### **Note on On-Screen Marking System**

**On Screen Marking facilitates the evaluation of answer scripts to be done through a secured environment by digitizing the answer scripts first and then enabling the evaluation through our proprietary software application. The process life cycle includes dummy number allocation, digitizing the answer scripts, evaluation and mark entry by the faculty, options for accessing answer keys and moderation and report generation by the Controller of Examination.**

**The evaluated answer scripts are then stored in a central repository for archival at a future date for reevaluation and thus provides complete transparency in the system. These digitized answer scripts are uploaded into the server at the NOC and each authorized evaluator is allotted a predefined number of answer scripts for evaluation. The marks entered by the evaluators are transferred to the university result processing system immediately on completion of the valuation thereby enabling quick publication of results and avoiding any data entry errors and room for malpractices.**

**The primary objective of this initiative is to bring in transparency, efficiency, speed up the evaluation process and reduce the logistic cost. The system enables the preservation of answer scripts for a long time.**

**These digitized answer scripts are uploaded into the server at the NOC and each authorized evaluator is allotted a predefined number of answer scripts for evaluation.**


**Evaluators can evaluate the answer scripts from anywhere within the specified time. During the evaluation process, evaluators can also access reference keys for the questions for easy reference whenever needed. During the entire evaluation process, the identity of students is totally masked to provide secrecy and sanctity to the whole system. There is also an option for payment management for the evaluators.**

#### **Key Features:**

- **Secured evaluation process**
- **Masking student identity**
- **Answer scripts retention for longer duration**
- **No loss of answer scripts due to accidents like fire, floods, etc.**
- **Simultaneous evaluation of one answer script by multiple evaluators**
- **No chance of inaccuracies in evaluation and totalling of marks**
- **Easier re-evaluation process**
- **Easy tracking of evaluation process**

# The Brief Step by Step Process explained

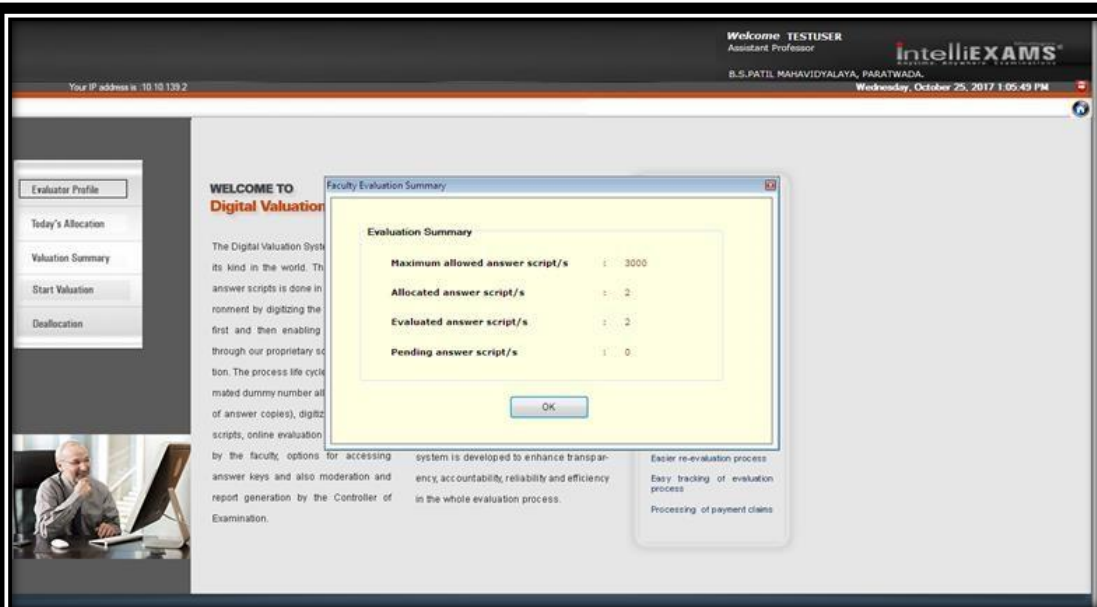
## Step 1:



- **INSTALL OSM DESKTOP APPLICATION IN YOUR SYSTEM.**
- **DOUBLE CLICK ON THE OSM APP.**
- **ENTER THE USER CREDENTIALS AS SHOWN IN THE ABOVE SCREENSHOT.**
- **EXAMPLE : USERID-FA001A0 , PASSWORD - 1234567**

- INSTALL OSM DESKTOP APPLICATION IN YOUR SYSTEM.
- DOUBLE CLICK ON THE OSM APP.
- ENTER THE USER CREDENTIALS AS SHOWN IN THE ABOVE SCREENSHOT.
- EXAMPLE : USERID-FA001A0 , PASSWORD – 1234567

## Step 2:



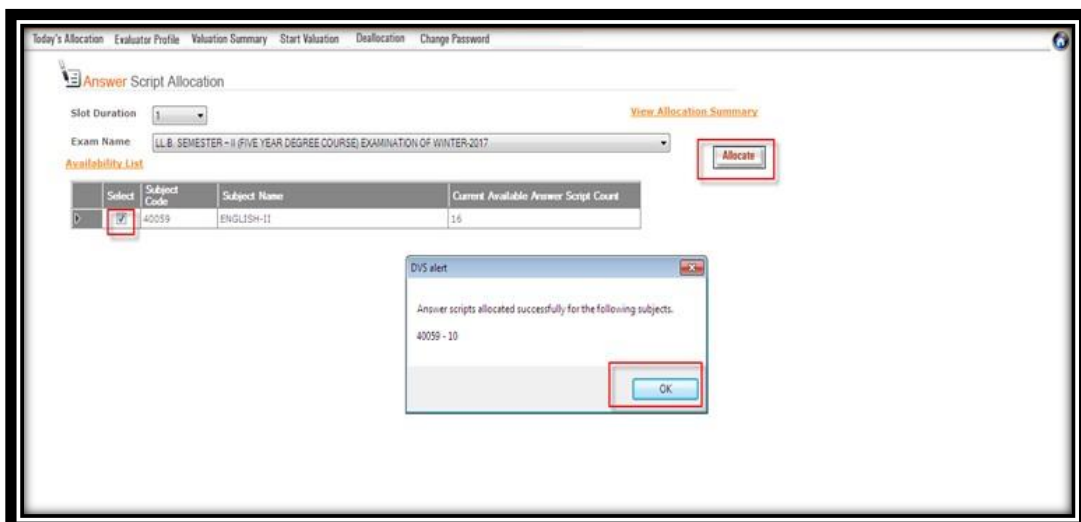
- AFTER LOGGED INTO THE DVS APP IT WILL SHOW EVALUATOR SUMMARY CLICK ON OK
- AND FACULTY CAN VIEW HIS/HER DETAILS BY CLICKING ON “EVALUATOR PROFILE” OPTION

### Step 3:



- SELECT “TODAY’S ALLOCATION” OPTION TO START THE EVALUATION

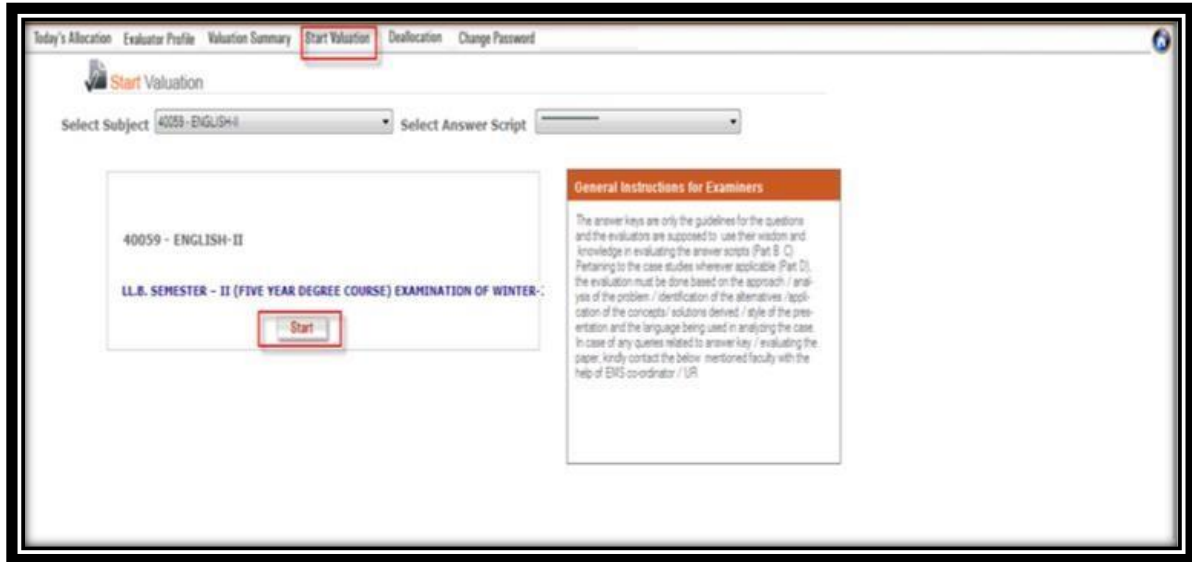
### Step 4:



- SELECT SLOT DURATION AND EXAM NAME
- SELECT THE SUBJECT/S YOU WISH TO START EVALUATION

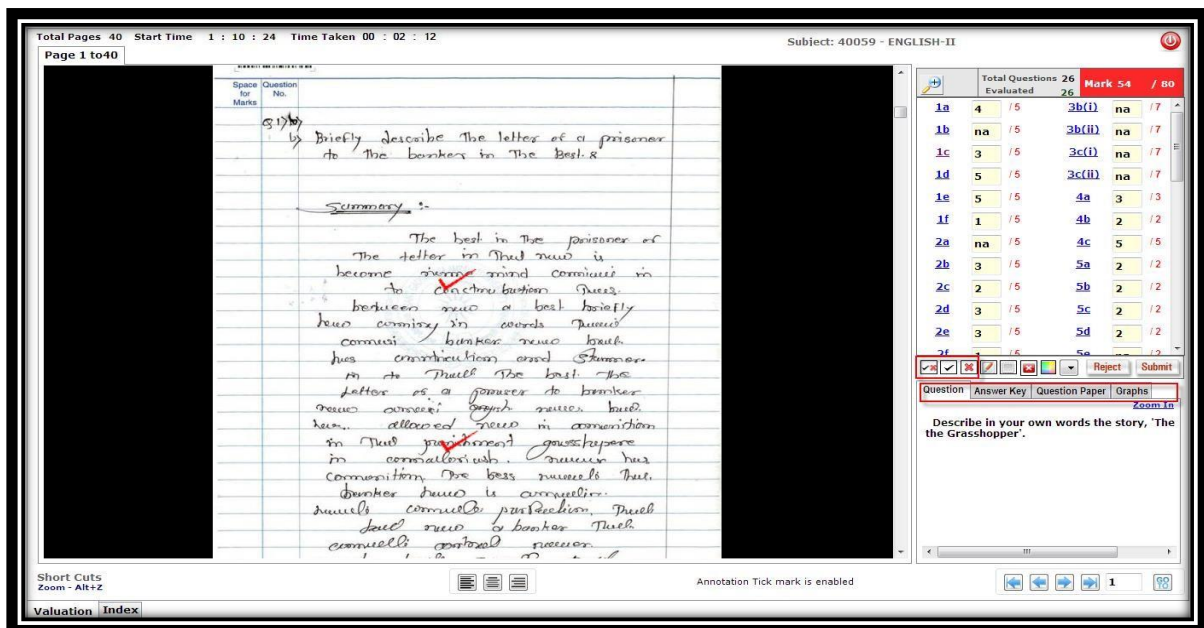
- CLICK ON “ALLOCATE” THEN ANSWER SCRIPTS WILL BE ALLOCATED TO THE ID AS SHOWN IN THE ABOVE SCREENSHOT
- CLICK ON OK

**Step 5:**



- GO TO START EVALUATION
- SELECT SUBJECT AND ANSWER SCRIPT AS SHOWN IN THE ABOVE SCREENSHOT
- CLICK ON START TO LOAD THE ANSWER SCRIPTS

**Step 6**



- AT THE RIGHT SIDE OF THE SCREEN ANSWER SCRIPTS WILL BE LOADED
- AT THE LEFT SIDE WE CAN SEE QUESTION NUMBERS AND THEIR RESPECTIVE TEXT BOX FOR ENTERING THE MARKS AND ALSO MARKS ASSIGNED FOR THAT PARTICULAR QUESTION (MENTIONED IN RED COLOR )
- THEN WE CAN CLICK ON EACH SPECIFIC QUESTION NUMBERS DISPLAYED ON THE LEFT SIDE AND FACULTY CAN VIEW THAT SPECIFIC QUESTION ON HIS SCREEN
- WE CAN SEE THE VARIOUS OPTIONS AT THE LEFT SIDE OF THE SCREEN I.E., ANNOTATION MARKS WHICH MEANS FACULTY HAS TO TICK MARK EACH PAGE OF ANSWER SCRIPTS BY CLICKING ON THIS OPTION.
  - WITHOUT ANNOTATION MARK FACULTY WONT BE ABLE TO SUBMIT THE ANSWER SCRIPT IT WILL DISPLAY DIALOGUE BOX WHICH SAYS MARK THE ANNOTATION MARK BY RIGHT OR WRONG ON THE ANSWER OF THE BOOKLET

## Step 7

Total Pages 40 Start Time 1 : 10 : 24 Time Taken 00 : 04 : 22 Subject: 40059 - ENGLISH-II

Page 1 to 40

Question Paper Preview

40059 - ENGLISH-II

LL.B. Second Semester (Five Years Degree Course) (New Course) (2014-2015 Pattern)  
**40059 : English - II : Paper - I**

P. Pages : 2  
 Time : Three Hours

AT - 1568  
 Max. Marks : 80

Notes : 1. All questions are compulsory.  
 2. Figures to the right indicate marks.  
 3. Indicate the appropriate question numbers while answering.

1. Answer any four of the following:- 20

a) Justify the title. The Gift's.  
 b) Briefly describe the letter of a prisoner to the banker in 'The Bet'.  
 c) Describe in your own words the story, 'The Ant and the Grasshopper'.  
 d) How did the Doctor's word play a significant role in Gopal's recovery from illness?  
 e) Describe how Ratan nursed the postmaster when he fell ill.  
 f) Summarise in your own words the story.'A Day's Wait.

2. Answer any four of the following:- 20

Question	Marks	Status
1a	4	1/5
1b	na	1/5
1c	3	1/5
1d	5	1/5
1e	5	1/5
1f	1	1/5
2a	na	1/5
2b	3	1/5
2c	2	1/5
2d	3	1/5
2e	3	1/5
3b(i)	na	1/7
3b(ii)	na	1/7
3c(i)	na	1/7
3c(ii)	na	1/7
4a	3	1/3
4b	2	1/2
4c	5	1/5
5a	2	1/2
5b	2	1/2
5c	2	1/2
5d	2	1/2

Short Cuts  
 Zoom - Alt+Z

Annotation Tick mark is enabled

Valuation Index

- WE CAN SEE THE ANSWER KEY AND QUESTION PAPER OPTIONS BY CLICKING ON THESE OPTION ANSWER KEYS AND QUESTION PAPER WHICH ARE UPLOADED WILL BE DISPLAYED ON THE SCREEN

## Step 8

The screenshot shows an online exam interface for 'Subject: 40059 - ENGLISH-II'. The main area displays a handwritten answer to the question: 'Describe in your own words the story, The ant and the grasshopper.' The answer is a summary of the story. To the right, a table shows the status of 26 questions, with a total mark of 54 out of 80. The 'Submit' button is highlighted in red.

Q No.	Mark	Answer	Mark	Answer
1a	4	na	3b(i)	na
1b	na	3b(ii)	na	na
1c	3	3c(i)	na	na
1d	5	3c(ii)	na	na
1e	5	4a	3	1/3
1f	1	4b	2	1/2
2a	na	4c	5	1/5
2b	3	5a	2	1/2
2c	2	5b	2	1/2
2d	3	5c	2	1/2
2e	3	5d	2	1/2

- AFTER CORRECTING ALL PAGES OF ANSWER SCRIPT CLICK ON “SUBMIT” BUTTON THEN IT WILL REDIRECT TO THE NEXT PAGE OF EVALUATION

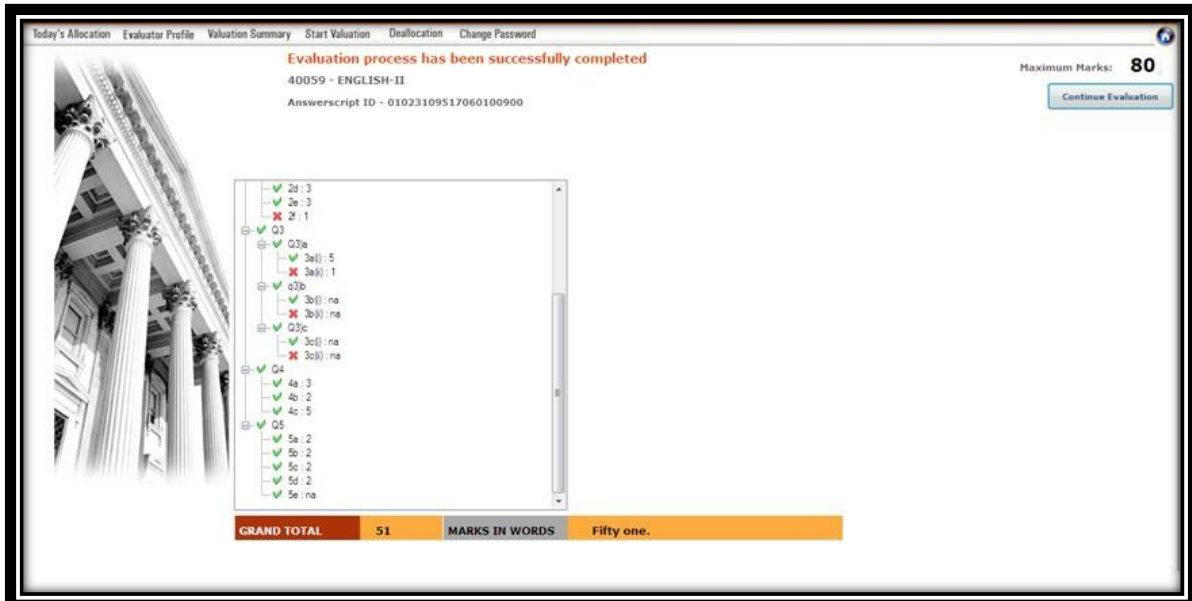
## Step 9

The screenshot shows the evaluation page for '40059 - ENGLISH-II'. It displays a list of questions and their marks. At the bottom, a summary bar shows 'GRAND TOTAL 54' and 'MARKS IN WORDS Fifty four.' A 'Finish' button is highlighted in red.

Question	Mark
2a	na
2b	3
2c	2
2d	3
2e	3
2f	1
Q3	
Q3)a	
3a(i)	5
3a(ii)	1
Q3)b	
3b(i)	na
3b(ii)	na
Q3)c	
3c(i)	na
3c(ii)	na
Q4	
4a	3
4b	2
4c	5
Q5	
5a	2
5b	2
5c	2
5d	2
5e	na

- IN THIS PAGE ALL MARKS ENTERED SUMMARY WILL BE DISPLAYED
- ENTER THE FEEDBACK IN THE TEXTBOX GIVEN BELOW
- THEN CLICK ON FINISH TO END THE PROCESS

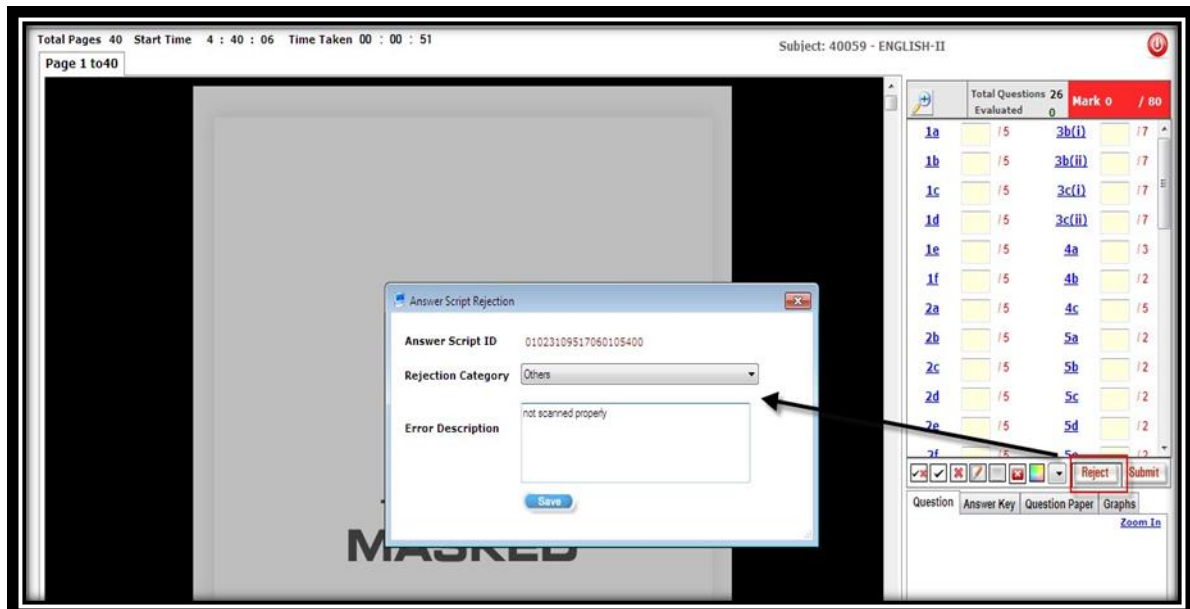
## Step 10



- THEN AFTER CLICKING ON FINISH BUTTON IT WILL DISPLAY THE MESSAGE AS “EVALUATION PROCESS HAS BEEN SUCCESSFULLY COMPLETED”

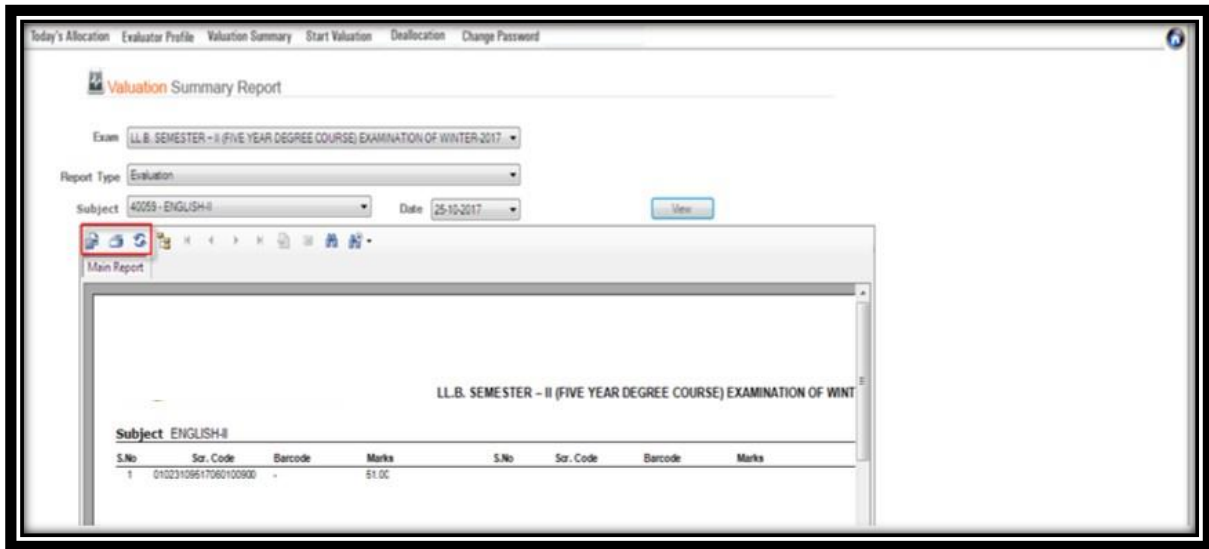
**NOTE:** IF EVALUATOR IS IDLE FOR MORE THAN 2 MINUTES THEN HIS/HER LOGIN WILL BE LOCKED AND IT WILL ASK TO UNLOCK THEN HE/SHE CAN UNLOCK BY ENTERING THE LOGIN PASSWORD

## Step 11:



- FACULTY CAN REJECT ANSWER SCRIPTS BY CLICKING ON REJECT BUTTON
- THEN FACULTY HAVE TO ENTER THE REJECTION DETAILS AND SUBMIT

## Step 12:



- HERE AT THE CORNER OF THE REPORT TWO OPTIONS ARE AVAILABLE TO VIEW THE REPORTS
- 1. BY IMPORTING INTO THE EXCEL SHEET OR PDF
- 2. BY CLICKING PRINT OPTION YOU CAN TAKE THE HARD COPY OF THE REPORT.

## Automated Examination procedure

CSJMU facilitate automation of examination using online platform for pre and post examination activities. For pre-examination activity, web platform has sequential automation proceedings such as Online examination form submission through ERP login, fee submission, roll number generation, admit card generation and verification. As post-examination activity, CSJMU practices online evaluation of answer sheets and submission of practical/theory/internal/project marks to the portal in the prescribed format. Students can download their result online. **Stepwise examination activities are listed below:**

**For Examination Process use this link**

**Step-1: Students can login to CSJMU ERP portal using the specific login ID provided by CSJMU.**

Web link: <https://erp.csjmu.ac.in/>

**Step-2: After login, students can fill their regular examination form by making the requisite entries and press continue to proceed to next window.**

**Step-3: Students can fill their Gap allow form by making the requisite entries and press search to next window.**

### Gap Allow Form

Gap Allow Form

<b>Exam name</b> --Please Select--	<b>College Name</b> --Please Select--	<b>Course Name</b> --Please Select--
<b>Current Part / Semester</b> --Please Select--	<b>Previous Result Session</b> --Please Select--	<b>Previous Roll No.</b>
<b>Academic Session (First Year / Semester as Regular)</b>	<b>First Year / Semester Roll No. (Regular)</b>	<b>SEARCH</b>

**Step-4: Students can fill their Regular Exam form by making the requisite entries.**

### Regular Exam Form 2022

<b>Academic Session:</b> 2022	<b>Course Name:</b> BACHELOR OF SCIENCE	<b>Part/Semester:</b> II
<b>Syllabus:</b> 19	<b>Centre Name:</b> V.S.S.D. P.G. COLLEGE, NAWABGANJ, KANPUR	<b>Centre Code:</b> KN02
<b>Roll No:</b> 4082201	<b>Enrollment No:</b> CSJMA20000555944	<b>Candidate Name:</b> AARADHYA TIWARI
<b>Candidate Hindi Name:</b> Abcd	<b>Father Name:</b> RAKESH TIWARI	<b>Mother Name:</b> SUNITA TIWARI

Communication Address : (Please fill this address correctly.)

**Address :**  
8 oblic 136 Arya Nagar

**State :** **City/District :**

### New Subject Details for Updation

S.No	Subject / Group Name	Paper Detail					
		Paper Name	QPCode	OMR Code	Type	Elective Group	No. of Papers Select in group
1	CHEMISTRY	<input checked="" type="checkbox"/> INORGANIC CHEMISTRY	0328	02	TH	COMPULSORY	
		<input checked="" type="checkbox"/> ORGANIC CHEMISTRY	0329	02	TH	COMPULSORY	
		<input checked="" type="checkbox"/> PHYSICAL CHEMISTRY	0330	02	TH	COMPULSORY	
		<input checked="" type="checkbox"/> PRACTICAL	4012	02	PR	COMPULSORY	
2	MATHEMATICS	<input checked="" type="checkbox"/> LINEAR ALGEBRA AND MATRICES	0331	03	TH	COMPULSORY	
		<input checked="" type="checkbox"/> DIFFERENTIAL EQUATIONS AND INTEGRAL TRANSFORMS	0332	03	TH	COMPULSORY	
		<input checked="" type="checkbox"/> MECHANICS AND STATISTICS	0333	03	TH	COMPULSORY	

**Step-5 Students can find list of Regular Exam form for updation and excel report can be exported from here.**

**Student Exam Form Submission List for Updation**

College Name : KN02- ( V.S.S.D. P.G. COLLEGE, NAWABGANJ, KANPUR )  
 Exam Name : ANNUAL EXAM 2022  
 Exam Type : Regular  
 Academic session : 2022  
 Course Name : BACHELOR OF SCIENCE  
 Part/Sem : II

SHOW EXPORT EXCEL

S.No	Registration No.	Course Name	Part/Sem	Roll No.	Exam Type	Student Name	Father Name	Subject	Submission Date	Edit
1	2022EF010225615	BACHELOR OF SCIENCE	II	4082201	R	AARADHYA TIWARI	RAKESH TIWARI	CHEMISTRY, MATHEMATICS, PHYSICS	23/03/2022	
2	2022EF010379524	BACHELOR OF SCIENCE	II	4082202	R	AARCHI SRIVASTAVA	MANISH SRIVASTAVA	CHEMISTRY, MATHEMATICS, PHYSICS	27/03/2022	
3	2022EF010379526	BACHELOR OF SCIENCE	II	4082203	R	AASHISH RATHORE	OM PRAKASH RATHORE	CHEMISTRY, MATHEMATICS, PHYSICS	27/03/2022	
4	2022EF010379536	BACHELOR	II	4082204	R	ABHAY SINGH	GOVIND SINGH	CHEMISTRY	27/03/2022	

**Step-6: Students can generate Fee Report where pending fee details can be seen.**

**Generate Fee Report**

Generate Fee Report

Exam Name : ANNUAL EXAM 2022  
 Exam Type : Regular  
 Academic session : 2022  
 Centre Name : --Please Select--

VIEW PENDING FEE DETAIL

SAVE FEE DETAIL

After saving fee report, please make payment through " Make Payment " Link

**Step-7: Students can make payment by clicking “pay now” link.**

**Make Payment**

Make Payment

Fee Reference No. 2021RF00000068  
 Total Amount 609460  
 Total Student 518  
 Submission Date 06/12/2021

Centre No. KN02  
 Fee Reference No. 2021RF00000068

Email ID surendra.mca84@gmail.com  
 Mobile No. 9455824497

PAY NOW

**Step-8: Report of total submission count can be seen and downloaded.**

### Report View Submission Count

Exam Name : ANNUAL EXAM 2022 Exam Type : Regular Academic session : 2022

Centre Name : KN02- ( V.S.S.D. P.G. COLLEGE, NAWABGANJ, KANPUR )

**SHOW PRINT**

**Chhatrapati Shau Ji Maharaj University, Kanpur**  
KN02- ( V.S.S.D. P.G. COLLEGE, NAWABGANJ, KANPUR )  
Exam Form Submission (Regular) Student Count Report

S.No	Course Name	Part/Sem	Total Student
1	BACHELOR OF ARTS	II	545
2	BACHELOR OF ARTS	III	549
3	BACHELOR OF COMMERCE	II	371
4	BACHELOR OF COMMERCE	III	356
5	BACHELOR OF SCIENCE	II	305

**Step-9: Fee status can be seen and downloaded. After seeing “success, click on submit to move to next window of admit card.**

### College Fee Status Report

Exam Name : ANNUAL EXAM 2022 College Name : KN02- ( V.S.S.D. P.G. COLLEGE, NAWABGANJ, KANPUR ) Exam Type : Regular

FEE Status : SUCCESS

**SUBMIT RESET**

Show  entries Search:

S.No	College Code	Fee Reference No.	Fee Date	Payment Date	Total Student	Total Fee	Payment Status
1	KN02	2022RF00001774	13/04/2022	18/04/2022	95	246300	SUCCESS
2	KN02	20RF00000685	31/03/2022	12/04/2022	2744	3883670	SUCCESS
3	KN02	20RF00000930	07/04/2022	12/04/2022	5	7775	SUCCESS
4	KN02	20RF00001134	10/04/2022	12/04/2022	1	1905	SUCCESS

**Step-10: In admit card window, select the requisite options by drop down and press on continue to open the admit card.**

### Admit Card

समस्त महाविद्यालय को सूचित किया जाता है की प्रवेश पत्र रोल लिस्ट तथा वेरिफिकेशन निर्गत न होने की स्थिति में पोर्टल पर सर्वप्रथम परीक्षा शुल्क की स्थिति चेक कर ले यदि परीक्षा शुल्क पोर्टल पर पेमेंट स्टेटस पुडिंग है एवं महाविद्यालय द्वारा परीक्षा शुल्क जमा किया जा चुका है तो ऐसी स्थिति में महाविद्यालय RTGS Detail एवं अन्य जरूरी प्रपत्र लेकर F.O. ऑफिस में संपर्क करें।  
ऐसे अभ्यर्थी जिनका रोल लिस्ट में नाम प्रदर्शित है, लेकिन उनका प्रवेश पत्र कॉलेज लॉगिन पर प्रदर्शित नहीं हो रहे है। ऐसी स्थिति में एग्जामिनेशन रिपोर्ट में बने (Missing Photo & Signature Upload for Admit Card) लिंक के द्वारा फोटो और सिग्नेचर उपलोड करने के उपरांत प्रवेश पत्र प्रदर्शित हो जाएगा।

College Name : KN02- ( V.S.S.D. P.G. COLLEGE, NAWABGANJ, KANPUR ) Exam Name : ANNUAL EXAM 2022 Exam Type : Regular+Ex

Academic session : 2022 Course Name : BACHELOR OF ARTS Part/Sem : II

**CONTINUE**





**Step-15: Student Verification List for exam can be downloaded after entering the requisite entries.**

### Verification List

**Exam Name :** ANNUAL EXAM 2022 **Exam Type :** Regular + Ex-Student **Academic session :** 2022

**Exam Centre :** KN02- ( V.S.S.D. P.G. COLLEGE, NAWABGANJ, KANPUR ) **Course Name :** BACHELOR OF ARTS **Part/Sem :** III

**Centre Name :** KN02- (V.S.S.D. P.G. COLLEGE, NAWABGANJ, KANPUR )

Page Wise Verification  All Verification CONTINUE

**Chhatrapati Shahu Ji Maharaj University, Kanpur**  
ANNUAL EXAMINATION 2022 VERIFICATION (REGULAR EXAM)  
VERIFICATION FORM  
Note:- Print this verification form in Landscape mode

Exam Center	KN02) V.S.S.D. P.G. COLLEGE, NAWABGANJ, KANPUR			Roll No.	B064101
Examination	BACHELOR OF ARTS-III	Session	2022	Registration No.	2022EF010234220
Name of the Candidate	AAKASH	Father's Name	RAM SWAROOP		
College Name	KN02) V.S.S.D. P.G. COLLEGE, NAWABGANJ, KANPUR				
Subject / Paper	POLITICAL SCIENCE : 0234-WESTERN POLITICAL THINKERS (TH), 0235-PUBLIC ADMINISTRATION (TH), 0236-INTERNATIONAL POLITICS (TH); SOCIOLOGY : 0249-FOUNDATIONS OF SOCIOLOGICAL THOUGHT (TH), 0250-SOCIAL RESEARCH METHODS (TH), 0251-PIONEERS OF INDIAN SOCIOLOGY (TH);				

S.No	Day & Date	Subject/Paper Name	Subject / Paper Code			Answer Book Serial No.	Darken if Absent	Signature of Candidate	Signature of Invigilator
			Alphabets	Numeric	Alphabet				
1							<input type="radio"/>		
2							<input type="radio"/>		
3							<input type="radio"/>		
4							<input type="radio"/>		
5							<input type="radio"/>		
6							<input type="radio"/>		
7							<input type="radio"/>		
8							<input type="radio"/>		
9							<input type="radio"/>		
10							<input type="radio"/>		

Total Subject Registered:    Total Present:    Total Absent:   

Note : In case student is absent, the Invigilator should write ABSENT in the column for signature of student.Candidate must sign in each session of exam in presence of Invigilator in the exam hall.

Email Address :        
Signature of Centre Superintendent with Seal

**Step-16: Details of Absent/UFM students for Regular/Semester Exam is submitted through online portal.**

### Online Submission of Absent / UFM Students for Regular / Semester Exam

**Exam Centre :** KN02- ( V.S.S.D. P.G. COLLEGE, NAWABGANJ, KANPUR ) **Centre Name :** KN02- (V.S.S.D. P.G. COLLEGE, NAWABGANJ, KANPUR )

**Exam Name :** ANNUAL EXAM 2022 **Exam Type :** All Category **Academic session :** 2022

**Course Name :** BACHELOR OF ARTS **Part/Sem :** II **Subject Name :** TEXT

**ExamDate :** 31-May-2022 **Timing :** 08:30 AM TO 11:30 AM SHOW

S.No	Mark as Absent	Mark as UFM	Roll No.	Student Name	Father Name	ExamType	QPCODE	PAPERNAME
1	<input type="checkbox"/>	<input type="checkbox"/>	5061801	AAKRAST SHUKLA	SANJAY SHUKLA	R	0154	TEXT
2	<input checked="" type="checkbox"/>	<input type="checkbox"/>	5061802	AASHI KASHYAP	MANOJ KUMAR KASHYAP	R	0154	TEXT
3	<input type="checkbox"/>	<input type="checkbox"/>	5061823	ABHISHEK SINGH	OM PRAKASH	R	0154	TEXT
4	<input type="checkbox"/>	<input checked="" type="checkbox"/>	5061827	ADITYA KUMAR	THAKUR PRASAD	R	0154	TEXT
5	<input type="checkbox"/>	<input checked="" type="checkbox"/>	5061828	ADITYA SINGH	SURENDRA SINGH	R	0154	TEXT
6	<input type="checkbox"/>	<input type="checkbox"/>	5061830	ADITYA YADAV	RAMDAS YADAV	R	0154	TEXT
7	<input checked="" type="checkbox"/>	<input type="checkbox"/>	5061831	AJAY KUMAR SAVITA	MOOL CHANDRA SAVITA	R	0154	TEXT
8	<input checked="" type="checkbox"/>	<input type="checkbox"/>	5061833	AKANKSHA	SATYA NARAIN	R	0154	TEXT
9	<input type="checkbox"/>	<input type="checkbox"/>	5061841	AKASH SANKHWAR	INDRAJEET SANKHWAR	R	0154	TEXT

## Step-17: Faculties submits Practical/Internal/Viva Marks online at ERP portal.

The screenshot shows a web browser window with the URL [erp.csjmu.ac.in/WebPages/Examination/Regular/FrmMarksSubmission.aspx](http://erp.csjmu.ac.in/WebPages/Examination/Regular/FrmMarksSubmission.aspx). The page title is "Online Practical / Internal / Viva Marks Submission". The form contains the following fields:

Centre Name : KN02- ( V.S.S.D. P.G. COLLEGE, NAWABGANJ, KANPUR )	Exam Name : MEDICAL B.Sc (NURSING)/ POST BASIC(NURSING) SES	Exam Category : Regular + Ex-Student + Suppli
Academic session : 2020-21	Course Name : --Please Select--	Part/Sem : --Please Select--
Marks Type : EXTERNAL	Syllabus : --Please Select--	Paper Name : --Please Select--
Subject Type : --Please Select--	Examiner Name : Surendra Mishra	Examiner Code : TS26003
Mobile No. : 9455824497	Batch No : Batch-1	

A "CONTINUE" button is located at the bottom of the form. The left sidebar contains a navigation menu with items like "Dashboard", "Examinations", "Communications", "Research", "Teachers Registration", "Exam Duty Submission", "Report", "Examination", "Examination Report", "Missing Photo & Signature Upload for Admit Card", "Submission List (HTML Report)", "View Submission Count Report", "Payment Status Report", "Admit Card", "Roll List For College", "Roll List For Exam Centre", "Student Verification", "Online Submission of Absent / UFM Students for Reg/Ex/BP/Semester Exam", and "Report of Absent / UFM Students for Reg/Ex/BP/Semester Exam". The Windows taskbar at the bottom shows the time as 11:56 AM on 09-Jun-22.

## Step-18: Student exam form Pending list for verification is downloaded entering the requisite entries by drop down.

The screenshot shows a form titled "Student Exam Form Pending List for Verification". The form contains the following fields:

College Name : KN02- ( V.S.S.D. P.G. COLLEGE, NAWABGANJ, KANPUR )	Exam Name : ANNUAL EXAM 2022	Exam Type : Regular
Academic session : 2022	Course Name : BACHELOR OF SCIENCE	Part/Sem : II

A "SHOW" button is located at the bottom of the form.

## Step-19: Verification list of Student exam form is printed for verification.

The screenshot shows a form titled "Verification List of Student Exam Form". The form contains the following fields:

College Name : --Please Select--	Exam Name : --Please Select--	Exam Type : Regular
Academic session : --Please Select--	Course Name : --Please Select--	Part/Sem : --Please Select--

"SHOW" and "PRINT" buttons are located at the bottom of the form.

**Step-20: Teacher Personal Details is submitted for assigning invigilators during exam using requisite entries.**

**Teachers Personal Details**

Select :  
Mr. ▼

Teacher Name\* :  
surendra mishra

Associated College Name\* :  
DVS

Max Qualification\* :  
Graduate ▼

Date Of Birth\* : (DD/MM/YYYY)  
09/06/2022

Gender\* :  
Male ▼

Mobile No\* :  
0522142222

EmailID\* :  
surendra.mca84@gmail.com

PANCard No\* :

Aadhaar No\* :

---

**Teachers Address Details**

Address\* :  
adarsh nagar collony, Buskhari road jalalpur, )

State Name\* :  
Uttar Pradesh ▼

District Name\* :

Pin Code\* :  
224149

---

**Bank Details**

Account No\*:  
2311321342443244

IFSCCode\*:  
hdfc24324325

Bank Name\*:  
BASSIN CATHOLIC COOP BANK LTD. ▼

मैं, महाविद्यालय का प्रधानाचार्य/की प्रधानाचार्या यह घोषणा करता/करती हूँ कि उक्त प्रपत्र मेरे द्वारा भरा गया है तथा इसमें प्रदान की समस्त जानकारी सही व त्रुटिहीन है। यदि उक्त प्रपत्र में किसी प्रकार की कमी अथवा त्रुटि अथवा गलती पायी जाती है तो उसके लिए पूर्णतः मैं उत्तरदायी रहूँगा/रहूँगी।  
I, the Principal of the college, declares that the above form has been filled by me and all the information furnished in it is correct and errorless. If any deficiency or error or mistake is found in the above form, then I will be solely responsible for the same.

Activate Windows  
Go to Settings to activate Windows

I agree:

SAVED

RESET

**Step-21: Teacher Personal Details is submitted for assigning invigilators during exam using requisite entries.**

**Exam Duty Submission**

Exam Date\* :  
▼

Timming\* :  
▼

Course :

Duty Type\* :  
▼

Teacher Code\*:  
▼

No Of Student

SAVED

RESET

Show 20 entries Search:

TeacherCode	ExamCentre	Examdate	Timming	ExamDutyType	
(KN02_00100_G)-SHIV PRATAP UPADHYAY	KN02	16-08-2021	11:00 AM TO 12:30 PM	Asst. Invigilator	
(KN02_0091_G)-KIRITI GUPTA	KN02	01-08-2021	11:00 AM TO 12:30 PM	Invigilator	
(KN02_0091_G)-KIRITI GUPTA	KN02	26-07-2021	11:00 AM TO 12:30 PM	Invigilator	
(KN02_0091_G)-KIRITI GUPTA	KN02	24-07-2021	08:00 AM TO 09:30 AM	Invigilator	
(KN02_0091_G)-KIRITI GUPTA	KN02	22-07-2021	08:00 AM TO 09:30 AM	Invigilator	
(KN02_0092_G)-THAKUR PRASAD	KN02	09-08-2021	11:00 AM TO 12:30 PM	Invigilator	
(KN02_0092_G)-THAKUR PRASAD	KN02	01-08-2021	11:00 AM TO 12:30 PM	Invigilator	
(KN02_0092_G)-THAKUR PRASAD	KN02	01-08-2021	08:00 AM TO 09:30 AM	Invigilator	

**Step-22: For conducting examination number of duties of Invigilators, Asst. Invigilator, Internal Flying Squad team member, Superintendent and Asst. Superintendent are assigned through online portal.**

[PRINT](#)

**Chhatrapati Shau Ji Maharaj University, Kanpur**

For All Regular/Private (BSc/MSc/BA/MA/Bcom/Mcom), Bed/Med, BPEd/MPed, BSc(AG)/MSc(AG) Examinations from July-September 2021 number of duties for all type of duty for V.S.S.D. P.G. COLLEGE, KANPUR

S.No	Exam Duty Type	TOTAL No Duty	Rate of Duty	Net Total Payment	Remark
1	Invigilator	431	120	51720	
2	Asst. Invigilator	72	90	6480	
3	Internal Flying Squad Team Member	75	90	6750	
4	Asst. Superintendent	58	130	7540	
5	Superintendent	48	145	6960	
Total Amount to be Paid :				79450	

**Step-23: For conducting examination, application letter of Invigilators, Asst. Invigilator, Internal Flying Squad team member, Superintendent and Asst. Superintendent is printed through online portal.**

[PRINT](#)

**Chhatrapati Shau Ji Maharaj University, Kanpur**

BSc/MSc/BA/MA/Bcom/MCom Regular/Private, BEd/Med, BPEd/MPed, BSc(AG)/MSc(AG) Examination, 2021  
Chhatrapati Shau Ji Maharaj University, Kanpur Examination Center V.S.S.D. P.G. COLLEGE, KANPUR  
Application Letter of Superintendent, Asst. Superintendent, Invigilator, Asst. Invigilator, Internal Flying Squad Team Member

Teachers Name	ExamDutyType	Exam Date	Morning	Afternoon	Evening	Total Duties	Rate Of Duties	Net Total Amount	Remark
SHIV PRATAP UPADHYAY- (KN02_00100_G)	Asst. Invigilator	16/08/2021	0	1	0	1	90	90	
KIRITI GUPTA- (KN02_0091_G)	Invigilator	22/07/2021	1	0	0	4	120	480	
KIRITI GUPTA- (KN02_0091_G)	Invigilator	24/07/2021	1	0	0				
KIRITI GUPTA- (KN02_0091_G)	Invigilator	26/07/2021	0	1	0				
KIRITI GUPTA- (KN02_0091_G)	Invigilator	01/08/2021	0	1	0				
THAKUR PRASAD- (KN02_0092_G)	Internal Flying Squad Team Member	31/07/2021	0	1	0	1	90	90	
THAKUR PRASAD- (KN02_0092_G)	Invigilator	22/07/2021	0	1	0	6	120	720	
THAKUR PRASAD- (KN02_0092_G)	Invigilator	24/07/2021	1	0	0				
THAKUR PRASAD- (KN02_0092_G)	Invigilator	27/07/2021	1	0	0				

**Step-24 Date wise work details of Examination center is downloaded through online portal and circulated.**

[PRINT](#)

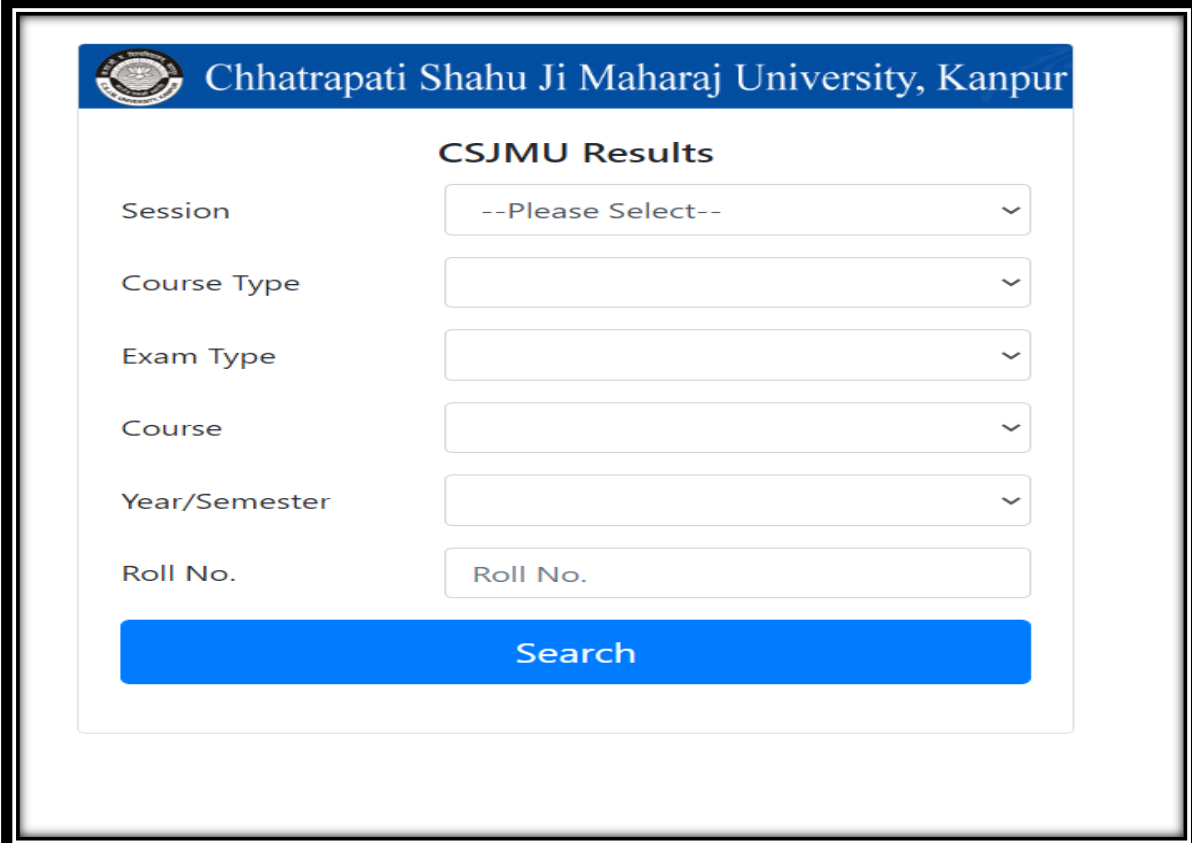
BSc/MSc/BA/MA/Bcom/MCom Regular/Private, BEd/Med, BPEd/MPed, BSc(AG)/MSc(AG) Examination, 2021  
**Chhatrapati Shau Ji Maharaj University, Kanpur**  
Datewise work detail of Examination Center (V.S.S.D. P.G. COLLEGE, KANPUR) 2021 of Chhatrapati Shau Ji Maharaj University, Kanpur

ExamDate	Timing	CourseName	Total Student	Invigilator	Asst Invigilator	Flying Squad	Asst Superintendent	Superintendent	Remark
16-Jul-2021 00:00:00	08:00 AM TO 09:30 AM	BA-II	120	6	2	4	KIRAN SINGH, VINOD KUMAR VERMA	PRASHANT TRIPATHI	
23-Jul-2021 00:00:00	08:00 AM TO 09:30 AM	BA-II	317	11	3	1	SANGEETA CHAUHAN	Manju Lata Dwivedi	
27-Jul-2021 00:00:00	08:00 AM TO 09:30 AM	BA-II	513	24	4	3	SANGEETA CHAUHAN	Manju Lata Dwivedi	
28-Jul-2021 00:00:00	08:00 AM TO 09:30 AM	BA-II	157	6	1	1	INDRAMANI	ASHOK KUMAR TIWARI	
29-Jul-2021 00:00:00	08:00 AM TO 09:30 AM	BA-II	4	1	1	0	SANGEETA CHAUHAN	Manju Lata Dwivedi	
31-Jul-	08:00 AM TO 09:30	BA-II	155	8	2	4	SANGEETA CHAUHAN	PRASHANT TRIPATHI	

## Procedure to download result

- After completion of examination, CSJMU facilitate online evaluation procedure using OSM software followed by online uploading of Practical/Theory/Internal/Viva Marks.
- Final results can be downloaded online using following link:

Online Result link <https://results.csjmu.ac.in/webpages/resultviewlogin.aspx>



The screenshot shows the CSJMU Results portal interface. At the top, there is a blue header with the university's logo and name: "Chhatrapati Shahu Ji Maharaj University, Kanpur". Below the header, the title "CSJMU Results" is displayed. The main content area contains several input fields for searching results:

- Session: A dropdown menu with "--Please Select--" and a downward arrow.
- Course Type: A dropdown menu with a downward arrow.
- Exam Type: A dropdown menu with a downward arrow.
- Course: A dropdown menu with a downward arrow.
- Year/Semester: A dropdown menu with a downward arrow.
- Roll No.: A text input field with "Roll No." as a placeholder.

At the bottom of the form is a prominent blue button labeled "Search".

After filling the requisite information the above opened window, the results can be downloaded.